


2011 Number 2



**PRESIDENT**

David Ellis

**SECRETARY**

Stephen Fairy

**TREASURER**

Jan Kencian

**EDITORIAL GROUP**

Robin Cooke

Jan McLean

**IAP WEBSITE**

[www.iaphomepage.org](http://www.iaphomepage.org)

**Australasian Division**

**WEBSITE**

[www.iap-aus.org.au](http://www.iap-aus.org.au)

**DESIGNED BY**

**Luke PERKINS GRAPHICS**

[www.lukeperkins.net](http://www.lukeperkins.net)

**Secretariat:**

205 Albion Street

Surry Hills, NSW 2010

Ph: (02) 8356 5898

Fax: (02) 8356 5899

Email: [iap@rcpa.edu.au](mailto:iap@rcpa.edu.au)

ABN: 73009593815



CAPE TOWN  
SOUTH AFRICA

30 Sep. - 5 Oct. 2012

[www.iap2012congress.com](http://www.iap2012congress.com)



**Australasian Division  
of the International  
Academy of Pathology**

# news

## Meet the new President of the Australasian Division of the IAP

David graduated from the University of Melbourne in 1975 and trained in histopathology as a registrar in Sydney, at the Royal Prince Alfred Hospital.

His enthusiasm for lymphoma pathology began in the mid 1980s as a Staff Specialist at The Royal Melbourne Hospital in collaboration with Dr Andrew Boyd at the Walter and Eliza Hall Institute. From 1986 to 2005 he has been the Pathology Convenor and Panellist for the Australian and New Zealand Lymphoma Group (ANZLG) and subsequently the Australasian Leukaemia, Lymphoma Group (ALLG).

In 1991, whilst Acting Director of Anatomical Pathology at St. Vincent's Hospital and the Peter MacCallum Hospital, he formed the Victorian Lymphoma Registry in conjunction with Dr Graham Giles of the Victorian Cancer Registry.

He was Co-chair for the 'Clinical Practice Guidelines for the Diagnosis and Management of Lymphoma' published under the auspices of the Australian Cancer Network and ratified by the NH&MRC in 2005. He is a member and regular attendee of meetings of the European Association for Haematopathology and the American Society for Hematopathology, and an associate editor for the Journal of Haematopathology.

He has given many invited presentations to national and interstate meetings of haematologists, anatomical pathologists, medical oncologists and radiation oncologists for over 25 years. He has a special interest in medical informatics and is currently engaged with the Cancer Institute NSW, the RCPA and Cancer Australia as chair of the National Structured Pathology Reporting for Cancer Project. More recently this has led to the development of the International Collaboration on Cancer Reporting (ICCR) between the RCPA, the



**David W Ellis MB, BS, FRCPA**

Present appointments:

Anatomical Pathologist, SA Pathology,  
Integrated Lymphoma Diagnostics & Clinpath  
Laboratories, SA

Associate Professor, Flinders University, SA.

College of American Pathologists, the Royal College of Pathologists (UK) and the Canadian Association of Pathologists.

**Outside interests:**

Rowing, Computers, Cabinet Making, Farming, Ironwork, Morgan Motor Cars.

**David has arranged Invited Lecturers for the Annual Scientific Meeting in 2012, June 1-3 as follows:**

**Lung:**

Professor Keith Kerr, University of Aberdeen Scotland.

**Oral, Head & Neck:**

Professor Stacey Mills, University of Virginia Charlottesville, USA.

**Lymphoma:**

Dr Elaine Jaffe, National Cancer Institute Washington, USA.

**Vincent McGovern Lecture:**

"The Microscope as a Tool for Disease Discovery"

Dr Elaine Jaffe.

36th ASM

# Report



Richard Jaworski, Sarah Pinder and Gelareh Farshid (organiser of the Breast component of the meeting).



Richard Jaworski, John Chan and David Ellis.

Now in its 38th year, the Australasian Division of the International Academy of Pathology ASM continues to provide excellent educational activities to Tissue Pathologists in Australia, Asia and the South Pacific. This year we were privileged to have Professor Sarah E. Pinder, King's College, London, U.K. (Breast pathology) and Dr. John K.C. Chan, Queen Elizabeth Hospital, Kowloon, Hong Kong (General Surgical Pathology) as our principal speakers.

The Friday keynote lecture, "Gastric Neoplasia: Updated and evolving concepts", was delivered by Professor Gregory Y. Lauwers, M.D., Massachusetts General Hospital and Harvard Medical School, Boston, Massachusetts, U.S.A.

Also on Friday, Professor Jeffrey Golden, University of Pennsylvania and The Children's Hospital of Philadelphia spoke at a combined Paediatric and Neuropathology Companion Meeting and conducted a workshop on Developmental Neuropathology.

The Vincent McGovern Lecturer was Professor David Ellis. David trained under Professor McGovern who was responsible for the establishment of the Australasian Division of IAP. David's lecture "EBV virus - the enemy within" was informative and entertaining.



The Friday Companion Meetings continue to be very well patronized and are an integral part of our Annual Scientific Meeting. This year we saw the commencement of two additional Companion Meetings, Endocrine Pathology and Ophthalmic Pathology.

The Master Classes this year were presented by Dr Vicki Howard covering Dermatopathology, Dr Geoff Watson dealing with topics in Uropathology and Dr Caroline Fung tackling important issues in Gastrointestinal pathology.

The website continues to be an important link between the Australasian Division and the international pathological community. I would encourage you to put it as one of your "Favourites", as through it, important information about the Division and the world-

wide pathological community is posted.

In line with its charter, the Australasian Division regularly sponsors the attendance of overseas Pathologists to the ASM. This year we welcomed Dr Felipe S. Templo, Jr., and Dr Ngan Kah Wai. Their reports on their experiences at the meeting are recorded elsewhere in the News Letter.



Above: A Jeanette Philips Award presented by Jeanette's husband, Dr. Ron Joffe to Daniel Wong (right) and Julie Pak (left). This award was instituted to commemorate the life and work of Jeanette Philips, a distinguished pathologist who worked at the Royal North Shore Hospital in Sydney. This is the first time the award has been made, and it is planned that it will be an annual award for the best paper presented by a trainee in the Endocrine Club meeting.

Left: David Ellis, President Elect and Vincent McGovern Lecturer and President Richard Jaworski.


Below: Lung club; Back row: Stephen Fox, David Godbolt, Wendy Cooper, Tina Baillie, Annabelle Mahar. Front row: Prudence Russell, Jenny Ma Wyatt, Leisel Lin.



Professor Robin Cooke, our irreplaceable Editor, continues to produce the colour Slide Seminar CDs/DVDs and their accompanying colour booklets. As well as enhancing the Slide Seminars they are a lasting and valuable teaching resource. Thank you again Robin for all your hard work. I only wish I could award you the Robin Cooke medal again.

I wish to thank Professor Richard Scolyer who is the Convener for the poster session. Through the efforts of the previous President, Prof. Brett Delahunt, abstracts from the poster presentations are included in a special abstract supplement of Pathology and will also appear on the journal's website. I wish to extend my appreciation to the RCPA for their help in facilitating this collaborative endeavour. I also thank Dr Jenny Ma Wyatt for the 13 years convening the Lung Companion Meetings. Jenny is retiring from the position and Wendy Cooper has offered to Convene the meetings.

As I said in last year's President's report I am but one part of a team. I would like to acknowledge the enormous contributions made by our Secretary, Dr Stephen Fairy and our Treasurer, Dr Jan Kencian and to all the Board members who donate their time and expertise gratis for the advancement of Pathology through their work for the Division. In addition, our Division could not function effectively without the efforts of our administrative staff, Jan McLean and Rayleen Jovanovic. It has always been my objective as President to provide the best speakers available and to cover common issues for the practising pathologist. I also wished to leave the Division in a healthy financial situation. I hope I have gone some way in achieving these aims.



Above left: Geoff Watson. Geoff gave a Master Class on Topics in Uropathology.

Above; Caroline Fung. Caroline gave a Master Class on Important Issues in Gastro Intestinal Pathology.



Left: Jeffrey Golden. University of Pennsylvania and The Children's Hospital of Philadelphia spoke at a combined Paediatric and Neuropathology Companion Meeting and conducted a workshop on Developmental Neuropathology organised by Nicole Graf, Ella Sugo and Peter Robbins.

I'd like to finish this report by thanking all our sponsors and exhibitors, in particular our major sponsor Roche-Ventana. I'd also like to thank Dako and Sonic Health who have sponsored Professor Lauwers. Their collective support is an important ingredient in the success of our ASM.

It just remains for me to hand over the Presidency to A/Professor David Ellis and to wish him all success.

**Richard Jaworski, Past President**

Below left: Bob Eckstein, Greg Lauwers, (Massachusetts General Hospital and Harvard Medical School, Boston, Massachusetts, U.S.A). Greg gave the Keynote lecture on Friday on 'Gastric Neoplasia: Updated and evolving concepts.'

Below right: Lymphoma club Benhur Amanuel, Dominic Spagnolo, Debbie Norris, Penny McKelvie, Daniel Kearney.



Left: Paediatric club: Back row: Justine Geary, Jane Zuccollo, Adrian Charles, Duncan MacGregor, Jill Lipsett, Yee Khong. Front row: Christine Loo, Jessica Ng, Nicole Graf, Amanda Charlton, Susan Arbuckle, Nick Mantou, Jane Dahlstrom.

## Reports from Sponsored Pathologists

### Dr Ngan Kah Wai

Serdang Hospital, Selangor, Malaysia.

#### Benefits gained from this conference:

- Capacity building and professional development - I was able to learn from the most well-known and distinguished speakers in their own areas of expertise, to have better understanding in salivary gland, breast and GI pathology including recent advances in diagnostic pathology and areas of controversy (Things are not always what they seem to be) etc.
- Knowledge and latest update in histopathological diagnosis that can be used to improve my diagnostic skill in daily practice, as well as histopathology services in Malaysia.
- Best practices at international level
- Good experience for pathologists in a developing country such as Malaysia to network with pathologists at international level.

Thank you for inviting me to attend this conference in Sydney, June 2011.

### Felipe S. Templo, jr., MD

Philippine Heart Center, Division of Laboratory Medicine, Quezon City, Philippines.

I would like to thank you for all the assistance, generous sponsorship and accommodation that you extended to me to be able to attend the 36th Scientific Meeting of IAP Australasian Division in June 2011.

The educational sessions at the meeting were all outstanding and very helpful to me as the topics were all very relevant in the fields of surgical pathology and cytopathology.

My observership with you at the Royal North Shore Hospital was really fruitful. The consultants, registrars and scientists were all very helpful and welcoming to me.

I also had a good overview of how a big laboratory functions in Australia.

I hope to be able to attend future meetings of the IAP once we have enough funding.

As one of the pathologists involved in training in this Institute I am actually giving a slide examination to the trainees as I am quite inspired by my experience in IAP and Australians as a whole.

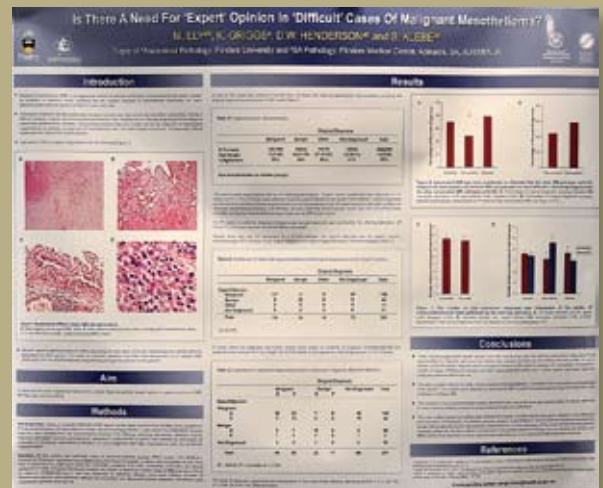

I was also able to meet two Filipino born pathologists practising there in Australia, Dr. Roel Cayari from Brisbane and Dr. Maria Ferlin Yap from Perth. We were able to spend time during dinner discussing pathology practice both in the Philippines and in Australia.

# Poster Prizes



Above: Sandra O'Toole and her poster for First prize Pathologist category.

Below: Poster by S. Deb et al first prize Registrar category.


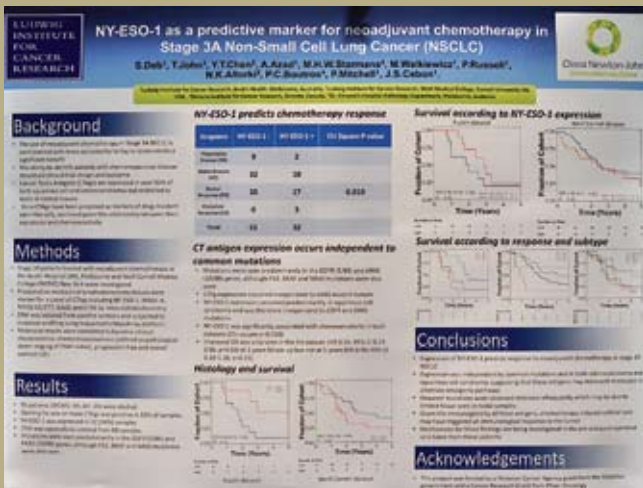


Above: M. Ely et al Commendation Pathologist category.

Below: EV Aya-ay et al Commendation pathologist category.

Bottom right: FKA Miller et al Commendation Pathologist category.

Bottom left: C. Gallivan et al Commendation Registrar category.



## The Dako stand

The Dako Company was founded by Dr. Niels Harboe in Copenhagen, Denmark in 1966. These were the early days of immunoperoxidase staining, and the anti sera were not properly standardised and they gave variable results. Harboe managed to produce diagnostic antisera whose strength was accurately measured and standardised so that they gave reproducible results.

Lawrence Young (inset) represented Dako at the first meeting of the Australasian Division of the IAP in 1973. He and David Leask of Howden Medical Books were the only Trade representatives at that meeting. They have been attending the meetings ever since.



# Behind the Scenes

A glimpse of what goes into the organisation of our Annual Scientific Meeting



When all the preparation work has been done, the Registration Desk is ready to register the delegates and to give them their satchels. Jan McLean, Jane Dahlstrom and the Hi Events representative are ready for the first registrants on Friday morning.

Right: Ian Curry, Managing Director of Hi Event Management, the company that helps to organise the meeting, is delivering handout material to a Club meeting.

Copies of the slide seminars by the two guest speakers together with the handout books in full colour, and CDs from the Clubs are available. They may be obtained by contacting Mrs. Jan McLean at the Secretariat in Sydney.

## Trade Displays

Trade displays are an important part of the meeting. Delegates can see what is on offer in a more relaxed environment than they have in their workplaces. The trade representatives appreciate this opportunity to contact their potential customers, and they also show their support of this very effective and much valued method of continuing education of pathologists by making financial contributions to the running of the meeting.

Below right: Greg Manderson of Clinical Applications was introducing the Sysmex Company. Below: RCPA stand.



Roche Ventana the major sponsor of the Conference



## Printing and Packing

Jan McLean, the IAP Secretary, arranges for all the papers relating to the programme to be collated in the months before the meeting. She then has them printed. The printing is delivered to the secretariat where it is stored until the 100+ boxes are trucked to the Convention Centre in time for satchel packing a few days prior to the meeting.

The further material that is printed in the week before the meeting is delivered directly to the Convention Centre where it is distributed.

Above: Malcolm Steinfeld, Kwik Kopy. Malcolm does all the printing for the meeting. Here he is with a cover for the General Surgical Pathology Slide Seminar book for 2011. It has been printed on a new Fuji Xerox color 800 press that he purchased in Feb 2011. Using this machine the quality of the printing is better than it has been in the past.

Malcolm and his staff are very busy for weeks before the meeting, and particularly in the week just before the meeting because there are always delays caused by presenters who do not get their material to the Secretariat in good time. The meeting could not proceed without a co-operative printer working hard in the background.

Hence the finalisation of material is required earlier than the week of the meeting.



Below: Educational handout material for the conference satchels and some other IAP material. The designs for all this material, and for the screen savers shown between lectures are done by Luke Perkins in Brisbane. Like all the other technical people who provide services to the meeting, Luke is a master craftsman.



# Vale

## Anthony (Tony) Leong



*Anthony (Tony) Leong and his daughter, Trishe at the APIAP conference in Singapore in 2007. Trishe works at the Austin Hospital in Melbourne as a staff pathologist. Tony's son Joel is Director of Clinical Research at the Novartis Institute for Tropical Diseases in Singapore. Tony is survived by his wife, Wendy and their two children.*

The news of Tony's passing was sent to the IAP during its June meeting. He served a term as President of the Australasian Division of the IAP (1996-1997) and received the Distinguished Pathologist Award of the Division in 2003.

### *Tributes from the South East Asian Region*

#### **Australia**

Tony was very well known and highly respected for his teaching, mentoring and diagnostic skills, and for his research especially in the fields of lymphoma and tissue processing.

*Robert Eckstein, VP IAP (Australasia).*

#### **Hong Kong**

It is with great sadness that APIAP records the passing away of Professor Anthony Leong, one of the founders of the APIAP movement. Born in Malaysia and trained in Seattle, Tony made Australia his home, and other than Australia, he has worked in Hong Kong, Bangkok and Kuala Lumpur and contributed massively to pathology in all these places. I was very privileged to have worked with

him for three and a half years during his stay in Hong Kong.

His enthusiasm for pathology development in the region will be forever remembered and his wise counsel will be sorely missed. *H.K. Ng, Professor of Pathology, Chinese University of Hong Kong, Chairman of the Education Committee of IAP.*

#### **Singapore**

Professor Leong was originally from Singapore and all of us here have looked to him for advice at one time or another. Please extend the condolences of pathologists in Singapore to his family.

*Angela Chong, President, Singapore Society of Pathology.*

#### **South Korea**

He was a good teacher and an excellent organizer of pathology conferences in Asia. His unexpected death will sadden many pathologists who have known him as a friend and teacher. His passionate zeal for the development of Pathology will remain alive in the minds of many who have known him. I wish to offer heart-felt condolences to his family. May God's peace be with his remaining family.

*Insun Kim, M.D., Ph.D. President, The Korean Division of IAP, The Korean Society of Pathologists.*

#### **Thailand**

I remember him as a good teacher in pathology and he gave us several valuable lectures during his visit to Thailand. On behalf of the IAP Thailand executive board and members, I would like to express our deepest condolences at his demise. May he rest in peace forever. *Juvady Leopairut, MD, President, IAP Thailand.*

#### **Japan**

He was a giant and a superstar. He has many friends and our vivid memories of him may stay with all of us to encourage the future of APIAP. *Bob Osamura, Japan, Convenor, APIAP*

On behalf of the Australasian Division of the IAP I offer our sympathy and best wishes to Wendy, Trishe and Joel.

*Robin Cooke, Editor*

## Report of the Vice President for Australasia

**I attended the 7th Meeting of the Asia-Pacific IAP, held in Taipei from May 20th - 24th, 2011.**

There were 1186 registrants (compared to between 600-700 delegates at the previous meeting in Kochi, India in 2009, and 1600-1800 at the International Congress in Sao Paulo). There was attendance from 32 countries, and Australians were the 5th most numerous national group, with 30 delegates. Some New Zealanders and other members of our Division from other countries were also present. This is comparable to the attendance of members of our Division at USCAP and International Congresses. The meeting was very well organised, of a high standard, and the experience of the meeting, and Taipei itself, were greatly enjoyed by the delegates.

The next meeting (ie 8th Asia-Pacific IAP meeting) will be held in Busan, South Korea, September 5th to 8th 2013. The website is [www.apiap.2013.org](http://www.apiap.2013.org). I strongly recommend that you consider attending.

Since last year the Asia-Pacific Divisions will be known as meetings of the Assembly of AP IAP Divisions. The first executive meeting

since this formalisation took place was in Sao Paulo, and the second meeting took place in Taipei. At that meeting, I confirmed that the Australasian Division is expecting to hold the 9th meeting of the Asia-Pacific IAP in Brisbane, and that the dates are June 4th - 7th 2015. Sam Boros and Linda Shen have agreed, at the request of Dr Cooke, to organise the Brisbane meeting.

H. K. Ng (of Hong Kong) has been the inspiration and motivating force for the development of the Asia Pacific IAP grouping over the last decade. I think the concept is an obvious success, given the good (and increasing) attendances at the scientific meetings, and the friendly relations that have developed between Divisional representatives. A specific aim of the assembly is that there be greater communication of educational activities happening within

*Sam Boros and Linda Shen (left and middle below) will be running the AAPIAP in Brisbane in 2015. Soon Lee (right) will be President for that meeting.*



our region. As an example of this friendly relationship I have been asked to represent the Australasian Division at the 50th anniversary of the founding of the Japanese Division of the IAP, which will take place in November this year.

The incoming President of the AAP IAP is Robert Osamura (of the Japanese Division). The Secretary,

(and originator of the "Assembly" concept), is Gary Tse. The organisation is otherwise quite loose with representatives of each of the Divisions expected to attend the meetings as they occur. My term as Vice President for Australasia will terminate on November 30, 2012. I believe that our Division remains an integral part of the international IAP, and I hope we will see continuing development of the Asia Pacific IAP.

*A/Professor Robert Eckstein*